




HIJRIYAH CALENDAR

Let's make our very own Hijriyah
Calendar and learn about each month!

1. Cut out each box on page 1.
2. Fold outwards on the dotted lines of each box that have been cut out.
3. Re-arrange the months in the correct order with their corresponding number on page 2.
4. Apply glue on the area specified in each box and paste its corresponding month.
- 5- Refer to answer page on page 3 if needed.
6. Share with us your finished product by taking a picture of your completed Hijriyah Calendar and tag us at @imaneducation.my ! Happy crafting!

Happy Islamic
New Year!

Have a peaceful
Muharram.




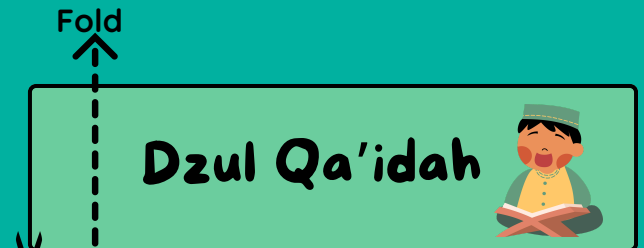
@imaneducation.my

Hotline

+6012 850 2115 / +603 22011 0201



HIJRIYAH CALENDAR





HIJRIYAH CALENDAR

1

Glue

- Day of 'Asyura whereby Allah saved Prophet Musa and Bani Israel from Firaun.
- Prophet Nuh and his people landed on Mount Judi.
- One of the four Sacred months.

2

Glue

Prophet Muhammad migrated from Mecca to Madinah.

3

Glue

Birth month of Prophet Muhammad.

4

Glue

The War of the Camel happened in this month.

5

Glue

"Fasting on 3 days (13, 14 and 15) of every month in the Hijriyah Calendar is equivalent to fasting the whole year"
- Sahih Bukhari

6

Glue

Birth of Fatimah Az Zahra (Prophet's daughter)

7

Glue

- Month of Isra' and Mi'raj.
- One of the four sacred months.

8

Glue

The change of Qiblah from Masjid Al-Aqsa to the Ka'bah.

9

Glue

Fasting month and Laylatul Qadr.

10

Glue

Month of Eidul Fitri.

11

Glue

- Prepare to perform Hajj.
- One of the four sacred months.

12

Glue

- Month of Hajj, Eidul Adha and Qurban.
- One of the four sacred months.

2





ANSWER PAGE

1

Muharram



2

Safar




3

Rabiul Awwal



4

Rabiul Akhir



5

Jumadal Awwal



6

Jumadal Akhir



7

Rajab



8

Sya'ban



9

Ramadhan



10

Syawal



11

Dzul Qa'idah



12

Dzul Hijjah

